


Borrow eBooks
and Audio Books
with your

Smartphone/
Tablet



Libby
by OverDrive

clamsnet.overdrive.com



595 Main Street, Centerville MA 02632
508-790-6220

FAQs:

Do I need an internet connection?

Only to browse the catalog and to download.

What happens when a title expires?

The titles will automatically return themselves, no action is needed on your part.

What if I don't finish my book?

The app will remember your place, simply check out the title again to resume reading. Your *Settings* controls how many past titles are remembered.

Can I renew a book?

Yes! If there are no holds on the title, you can renew two days before it is due. Simply tap on the cover for your details, and tap Renew Loan, then Renew!

Can I return an eBook early?

Yes! Tap the cover, then Return Title to Library, and confirm by tapping Return!

Can I borrow a Kindle eBook?

To read a Kindle book you will have to use the Kindle app and go through your Amazon account. For more information on borrowing Kindle books please see "How To: Transfer eBooks to your Amazon Kindle"


Which way should I sign-in?

The simplest method is to use your library card—every method requires it and no password needed! However, if you would like to use an OverDrive account, you'll be able to automatically load any saved settings or configurations to additional devices you use OverDrive on.

Use these instructions for tablets, smartphones, Chromebooks, and devices running:

- Android 4.4 or higher
- iOS 9 or higher
- Windows 10

These instructions also apply to the nook Color, nook Tablets, and the Kindle Fire. Go to the appropriate app store for your device and otherwise follow these instructions.



April 26, 2018

1. Install App



- Search for *Libby* in your app store.
- Install the free app.
- On first run scroll through the welcome to “Find my Library” and the app will use your location to find your nearest library. If the app incorrectly identifies your library you can search for it. The important thing is that it identifies you as belonging to CLAMS!
- Tap matching library to select!
- Enter your library card number and you are good to go!



2. Explore

- Libby has two areas, Library and Shelf. Library lets you explore titles to check out, and Shelf shows you everything




you have out!

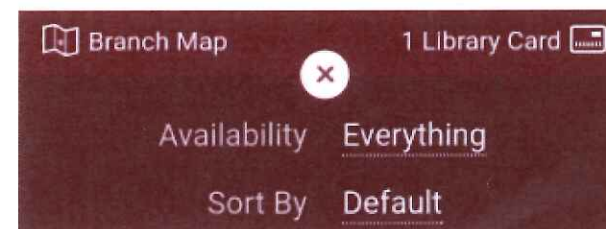
- Search for a title you wish to borrow—you can browse by subject or collection; or you can search by author, title, or keyword.
- Every search provides a summary of the results, you can narrow your search from that summary, or use Refine to sort and limit your search results.
- Tap on a book cover to learn more, and tap Borrow to check out a title. If a title is unavailable you can always Place a Hold.
- You can find all your items, including both loans and holds, under the Shelf section of the app.


Tip: If you can't find something, OverDrive uses three parallel lines to indicate a menu!



3. Tips & Tricks

- All eBooks and audio books in this collection can be found through our main catalog! So if you're searching for a title though bark.cwmars.org keep an eye out for “eBook” and “eAudio”!
- You can use the  icon to modify your default search and display settings!



- Use the Download Settings to control when your loans are downloaded—including automatically when you're on WiFi.
- Audiobooks display a set of headphones on their book cover!
- Not sure when a book is due? Want to return it? Or just want to see the details about it? Tap on the title on your Shelf to see! 
- Have library cards for other systems? In your app menu tap Switch Library, and search for your other library like you did when setting up your app! All your loans will appear in the same place, and Switch Library lets you change which Library collection you're viewing!